

# INFINITY

BATHROOM FAUCET

Taymor



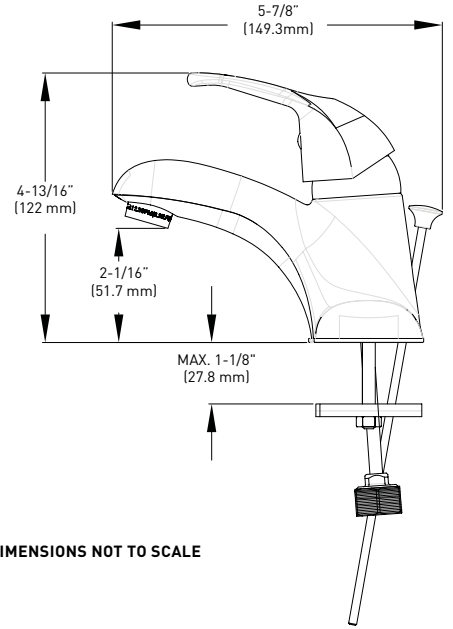
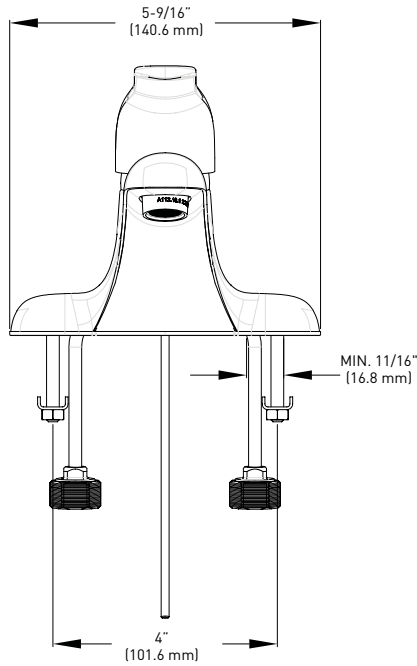
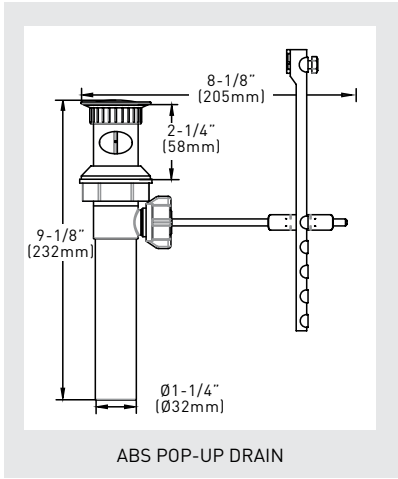
## FEATURES

- SINGLE LEVER WITH HOT & COLD INDICATOR INSERT
- AVAILABLE IN POLISHED CHROME
- 4" CENTER-SET MOUNT
- STAINLESS STEEL WASHERLESS BALL VALVE
- POP-UP DRAIN ASSEMBLY INCLUDED
- MAXIMUM FLOW RATE: 1.5 GPM/5.7 LPM @ 60 PSI
- SOLID BRASS & COPPER WATERWAYS
- FACTORY PRESSURE TESTED
- cUPC CERTIFIED / WaterSense® CERTIFIED
- LOW LEAD COMPLIANT



# INFINITY

## BATHROOM FAUCET



CRITICAL DIMENSIONS NOT TO SCALE

### CONSTRUCTION

- METAL CONSTRUCTION WITH POLISHED CHROME FINISH
- BRASS VALVE BODY

### MOUNTING

- DESIGNED TO INSTALL THROUGH 3 HOLES, 11/16" [17mm] MIN. DIA. WITH 4" [102mm] CENTERS, ON DECKS UP TO 1-1/8" [28mm]
- DESIGNED TO INSTALL MIN 1-7/8" [47mm] FROM VALVE CENTERLINE TO BACK SPLASH

### INLET

- 0.315" O.D. COPPER TUBE INLETS WITH 1/2"-14 NPSM ADAPTERS

### OPERATION

- PIVOT ACTION LEVER STYLE HANDLE
- OPERATES WITH LESS THAN 5 LBS. OF FORCE

### REPLACEMENT PARTS AVAILABLE

FOR PARTS NOT LISTED CONTACT CUSTOMER SERVICE

REPLACEMENT PARTS	PART NUMBER
1 - AERATOR	06-RP0005
2 - UNIVERSAL BALL CARTRIDGE	06-RP0081
3 - POP-UP ASSEMBLY (WITHOUT LIFT ROD & KNOB)	06-RP0204
4 - LIFT ROD & KNOB	06-RP0709
5 - INDEX	06-RP0053
6 - SET SCREW	06-RP0721

### WATER-CONTROL MECHANISM

- ROTATING STAINLESS STEEL BALL TYPE WITH NON-METALLIC SEATS

### FLOW

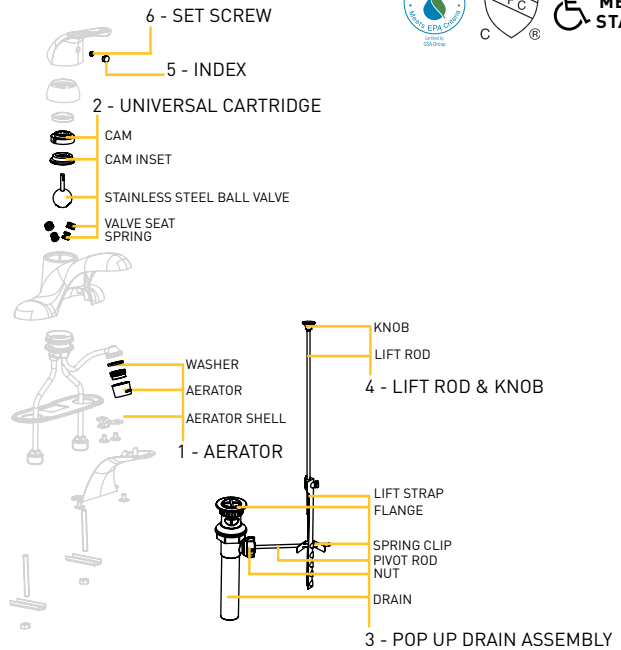
- AERATOR LIMITS MAXIMUM FLOW RATE TO 1.5 GPM MAX. [5.7 L/MIN.] @ 60 PSI

### CODES/STANDARDS APPLICABLE

- ASME A112.18.1 / cUPC
- ANSI/NSF 61/9
- LOW LEAD COMPLIANT

### GUARANTEE

- LIMITED LIFETIME GUARANTEE AGAINST DEFECTS IN MATERIAL AND WORKMANSHIP TO ORIGINAL CONSUMER PURCHASER
- 5 YEAR WARRANTY IF USED IN INDUSTRIAL, COMMERCIAL AND BUSINESS INSTALLATIONS



DESCRIPTION	POLISHED CHROME	MATTE BLACK	BRUSHED NICKEL	CASE QTY.
SINGLE LEVER HANDLE BATHROOM FAUCET	06-4579P	06-4579PBLK	06-4579PBN	6